

PRETTY WINTER CONTAINER
FOR INSIDE OR OUT



PRETTY WINTER CONTAINER
FOR INSIDE OR OUT



PRETTY WINTER CONTAINER
FOR INSIDE OR OUT



PRETTY WINTER CONTAINER
FOR INSIDE OR OUT

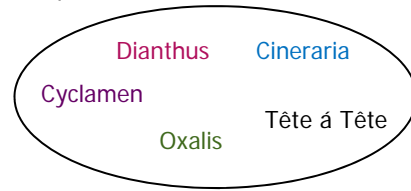


Pretty Bloomers:

All of my plants are blooming plants that can also tolerate a light frost (but not freezing temperatures.) Included in this photo is :

You could also use Bellis, Tulips, Muscari, Primroses and Ferns.

You will need 5—4" pots for this project.



How am I put together?

Gather a 12-13" long oval planter—about 4– 6" deep. If it doesn't have a liner, you can use a piece of garbage bag cut to fit. Place a few inches of all-purpose potting soil in your container. Next take plants out of their pots and put in place. Fill in around plants with potting soil. Add a decorative pick (this one features a Valentine's Day, but with the plant selection it can be changed to St. Patrick's and Easter as time goes on.)

How long will I last?

Inside I should bloom at least 6 weeks or longer if I am in a bright spot and you clean off my old blooms. Outside I should last for several months.

Careful about overwatering:

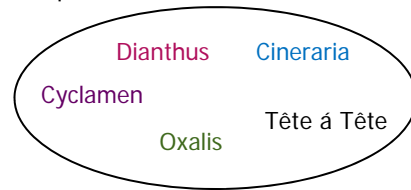
Inside, and during rainy spring months I don't need much water. Be especially careful if my container does not have drainage holes in the bottom—it makes it nicer for a table, but my feet can get soggy.

Pretty Bloomers:

All of my plants are blooming plants that can also tolerate a light frost (but not freezing temperatures.) Included in this photo is :

You could also use Bellis, Tulips, Muscari, Primroses and Ferns.

You will need 5—4" pots for this project.



How am I put together?

Gather a 12-13" long oval planter—about 4– 6" deep. If it doesn't have a liner, you can use a piece of garbage bag cut to fit. Place a few inches of all-purpose potting soil in your container. Next take plants out of their pots and put in place. Fill in around plants with potting soil. Add a decorative pick (this one features a Valentine's Day, but with the plant selection it can be changed to St. Patrick's and Easter as time goes on.)

How long will I last?

Inside I should bloom at least 6 weeks or longer if I am in a bright spot and you clean off my old blooms. Outside I should last for several months.

Careful about overwatering:

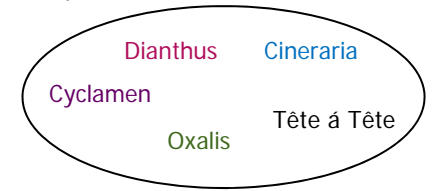
Inside, and during rainy spring months I don't need much water. Be especially careful if my container does not have drainage holes in the bottom—it makes it nicer for a table, but my feet can get soggy.

Pretty Bloomers:

All of my plants are blooming plants that can also tolerate a light frost (but not freezing temperatures.) Included in this photo is :

You could also use Bellis, Tulips, Muscari, Primroses and Ferns.

You will need 5—4" pots for this project.



How am I put together?

Gather a 12-13" long oval planter—about 4– 6" deep. If it doesn't have a liner, you can use a piece of garbage bag cut to fit. Place a few inches of all-purpose potting soil in your container. Next take plants out of their pots and put in place. Fill in around plants with potting soil. Add a decorative pick (this one features a Valentine's Day, but with the plant selection it can be changed to St. Patrick's and Easter as time goes on.)

How long will I last?

Inside I should bloom at least 6 weeks or longer if I am in a bright spot and you clean off my old blooms. Outside I should last for several months.

Careful about overwatering:

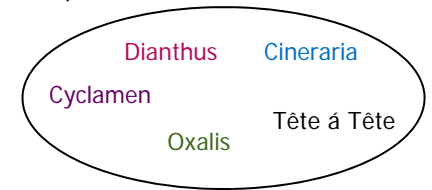
Inside, and during rainy spring months I don't need much water. Be especially careful if my container does not have drainage holes in the bottom—it makes it nicer for a table, but my feet can get soggy.

Pretty Bloomers:

All of my plants are blooming plants that can also tolerate a light frost (but not freezing temperatures.) Included in this photo is :

You could also use Bellis, Tulips, Muscari, Primroses and Ferns.

You will need 5—4" pots for this project.



How am I put together?

Gather a 12-13" long oval planter—about 4– 6" deep. If it doesn't have a liner, you can use a piece of garbage bag cut to fit. Place a few inches of all-purpose potting soil in your container. Next take plants out of their pots and put in place. Fill in around plants with potting soil. Add a decorative pick (this one features a Valentine's Day, but with the plant selection it can be changed to St. Patrick's and Easter as time goes on.)

How long will I last?

Inside I should bloom at least 6 weeks or longer if I am in a bright spot and you clean off my old blooms. Outside I should last for several months.

Careful about overwatering:

Inside, and during rainy spring months I don't need much water. Be especially careful if my container does not have drainage holes in the bottom—it makes it nicer for a table, but my feet can get soggy.