

PRETTY HOLIDAY  
CONTAINERS FOR INSIDE  
YOUR HOME



TM 2009 F & B

PRETTY HOLIDAY  
CONTAINERS FOR INSIDE  
YOUR HOME



TM 2009 F & B

PRETTY HOLIDAY  
CONTAINERS FOR INSIDE  
YOUR HOME



TM 2009 F & B

PRETTY HOLIDAY  
CONTAINERS FOR INSIDE  
YOUR HOME



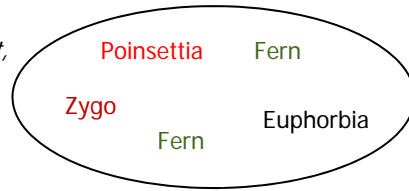
TM 2009 F & B

### Pretty Bloomers:

All of my plants are blooming plants do well indoors in a well lit location!  
Included in this photo is :

*You could also use Poinsettia or Gerbera, Euphorbia Diamond Frost, Zygocactus, and Ferns.*

You will need 5—4" pots for this project.



### How am I put together?

Gather a 12-13" long oval planter—about 4– 6" deep. If it doesn't have a liner, you can use a piece of garbage bag cut to fit. Place a few inches of all-purpose potting soil in your container. Next take plants out of their pots and put in place. Fill in around plants with potting soil. Add a decorative holiday pick into the soil, or a ribbon around the container or handles.

### How long will I last?

Inside I should bloom at least 6 weeks or longer if I am in a bright spot and you clean off my old blooms. Don't leave me by a drafty location where I can get cold.

### Careful about overwatering:

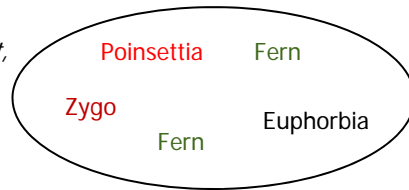
Inside I don't need much water (unless I am by a heat source). Be especially careful if my container does not have drainage holes in the bottom—it makes it nicer for a table, but my feet can get soggy.

### Pretty Bloomers:

All of my plants are blooming plants do well indoors in a well lit location!  
Included in this photo is :

*You could also use Poinsettia or Gerbera, Euphorbia Diamond Frost, Zygocactus, and Ferns.*

You will need 5—4" pots for this project.



### How am I put together?

Gather a 12-13" long oval planter—about 4– 6" deep. If it doesn't have a liner, you can use a piece of garbage bag cut to fit. Place a few inches of all-purpose potting soil in your container. Next take plants out of their pots and put in place. Fill in around plants with potting soil. Add a decorative holiday pick into the soil, or a ribbon around the container or handles.

### How long will I last?

Inside I should bloom at least 6 weeks or longer if I am in a bright spot and you clean off my old blooms. Don't leave me by a drafty location where I can get cold.

### Careful about overwatering:

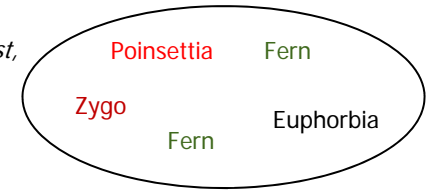
Inside I don't need much water (unless I am by a heat source). Be especially careful if my container does not have drainage holes in the bottom—it makes it nicer for a table, but my feet can get soggy.

### Pretty Bloomers:

All of my plants are blooming plants do well indoors in a well lit location!  
Included in this photo is :

*You could also use Poinsettia or Gerbera, Euphorbia Diamond Frost, Zygocactus, and Ferns.*

You will need 5—4" pots for this project.



### How am I put together?

Gather a 12-13" long oval planter—about 4– 6" deep. If it doesn't have a liner, you can use a piece of garbage bag cut to fit. Place a few inches of all-purpose potting soil in your container. Next take plants out of their pots and put in place. Fill in around plants with potting soil. Add a decorative holiday pick into the soil, or a ribbon around the container or handles.

### How long will I last?

Inside I should bloom at least 6 weeks or longer if I am in a bright spot and you clean off my old blooms. Don't leave me by a drafty location where I can get cold.

### Careful about overwatering:

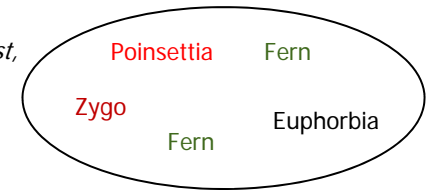
Inside I don't need much water (unless I am by a heat source). Be especially careful if my container does not have drainage holes in the bottom—it makes it nicer for a table, but my feet can get soggy.

### Pretty Bloomers:

All of my plants are blooming plants do well indoors in a well lit location!  
Included in this photo is :

*You could also use Poinsettia or Gerbera, Euphorbia Diamond Frost, Zygocactus, and Ferns.*

You will need 5—4" pots for this project.



### How am I put together?

Gather a 12-13" long oval planter—about 4– 6" deep. If it doesn't have a liner, you can use a piece of garbage bag cut to fit. Place a few inches of all-purpose potting soil in your container. Next take plants out of their pots and put in place. Fill in around plants with potting soil. Add a decorative holiday pick into the soil, or a ribbon around the container or handles.

### How long will I last?

Inside I should bloom at least 6 weeks or longer if I am in a bright spot and you clean off my old blooms. Don't leave me by a drafty location where I can get cold.

### Careful about overwatering:

Inside I don't need much water (unless I am by a heat source). Be especially careful if my container does not have drainage holes in the bottom—it makes it nicer for a table, but my feet can get soggy.